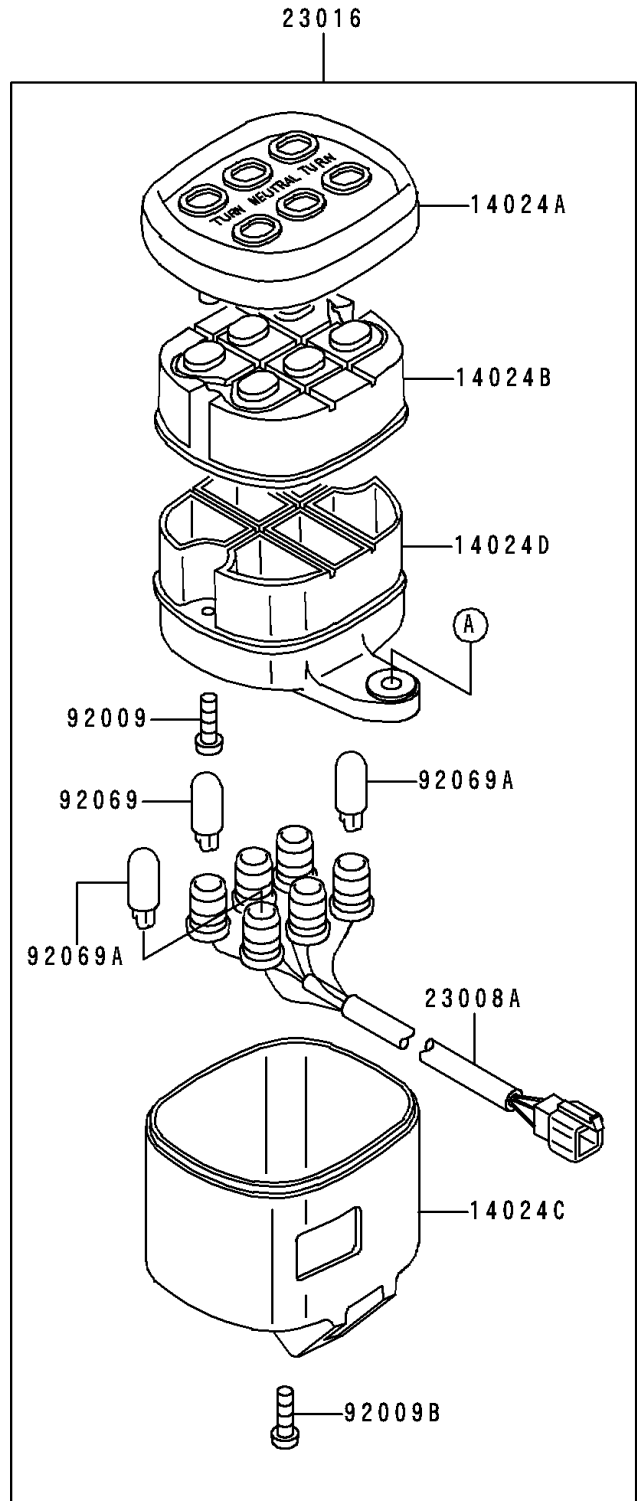
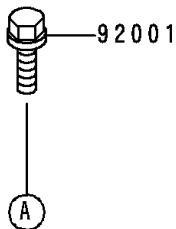
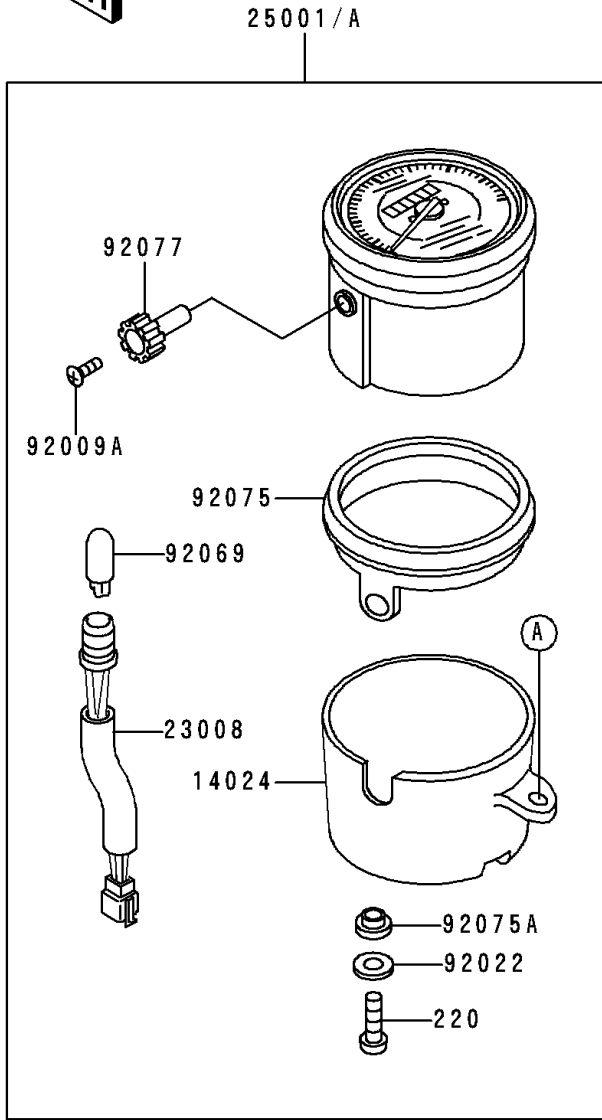


1991 Vulcan 500 PARTS DIAGRAM

Meters

F2530



1991 Vulcan 500 PARTS LIST

Meters

ITEM NAME	PART NUMBER	QUANTITY
SCREW-PAN-CROS (Ref # 220)	220E0408	2
COVER,SPEEDOMETER (Ref # 14024)	14024-1096	1
COVER,PILOT BOX,UPP (Ref # 14024A)	14024-1883	1
COVER,PILOT BOX,INNER (Ref # 14024B)	14024-1884	1
COVER,PILOT BOX,LWR (Ref # 14024C)	14024-1885	1
COVER,PILOT BOX,INNER (Ref # 14024D)	14024-1886	1
SOCKET-ASSY,SPEEDOMETER (Ref # 23008)	23008-1356	1
SOCKET-ASSY,PILOT BOX (Ref # 23008A)	23008-1418	1
LAMP-ASSY,PILOT BOX (Ref # 23016)	23016-1108	1
BOLT,6X20 (Ref # 92001)	92001-1460	2
SCREW,TAPPING,4X16 (Ref # 92009)	92009-1163	2
SCREW,2X6,BLACK (Ref # 92009A)	92009-1172	1
SCREW,TAPPING,4X16 (Ref # 92009B)	92009-1601	1
WASHER,4.5X10X0.8 (Ref # 92022)	92022-1822	2
BULB,12V 3.4W (Ref # 92069)	92069-1007	5
BULB,12V 1.7W (Ref # 92069A)	92069-1059	2
DAMPER,SHOCK,METER (Ref # 92075)	92075-1751	1
DAMPER,METER FITTING (Ref # 92075A)	92075-1753	2
KNOB,METER (Ref # 92077)	92077-1059	1
METER-ASSY,SPEED,MPH (Ref # 25001)	25001-1704	1
METER-ASSY,SPEED,KPH (Ref # 25001A)	25001-1731	1