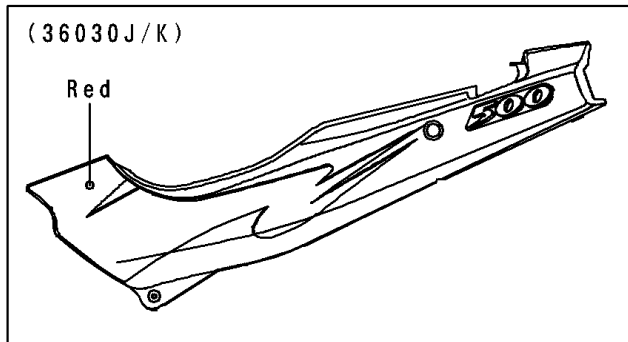
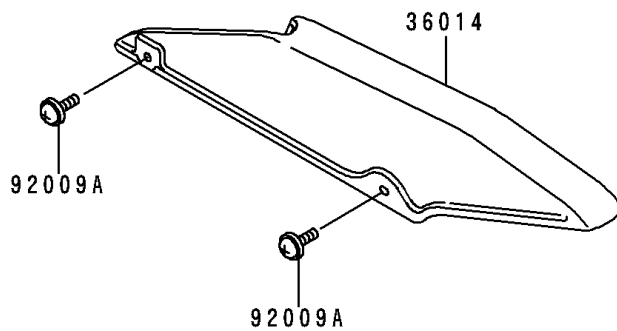
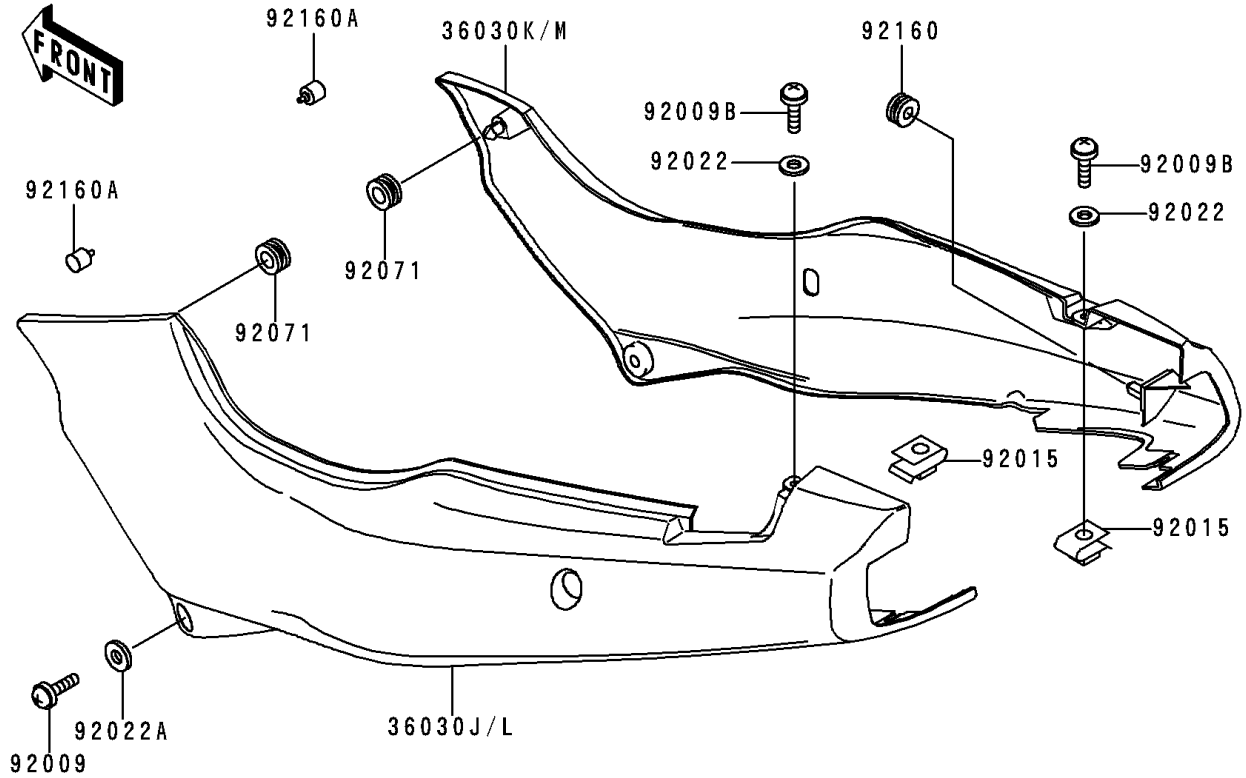


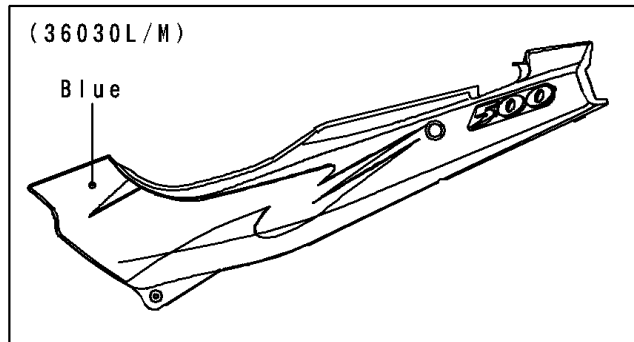
1995 Ninja® 500 PARTS DIAGRAM

Side Covers/Chain Cover(EX500-D2)

F 2610A



WD



WD

1995 Ninja® 500 PARTS LIST

Side Covers/Chain Cover(EX500-D2)

ITEM NAME	PART NUMBER	QUANTITY
CASE-CHAIN (Ref # 36014)	36014-1164	1
COVER-SIDE,LH,C.P.RED (Ref # 36030J)	36030-5413-A5	1
COVER-SIDE,RH,C.P.RED (Ref # 36030K)	36030-5414-A5	1
COVER-SIDE,LH,M.N.BLUE (Ref # 36030L)	36030-5415-C6	1
COVER-SIDE,RH,M.N.BLUE (Ref # 36030M)	36030-5416-C6	1
SCREW,6X14 (Ref # 92009)	92009-1288	2
SCREW,6X10 (Ref # 92009A)	92009-1402	2
SCREW,5X16 (Ref # 92009B)	92009-1654	2
NUT,5MM (Ref # 92015)	92015-1710	2
WASHER,NYLON,5.3X11.5X1.5 (Ref # 92022)	92022-1521	2
WASHER,6.5X16X1.0 (Ref # 92022A)	92022-1654	2
GROMMET (Ref # 92071)	92071-056	2
DAMPER (Ref # 92160)	92160-1162	2
DAMPER (Ref # 92160A)	92160-1555	2