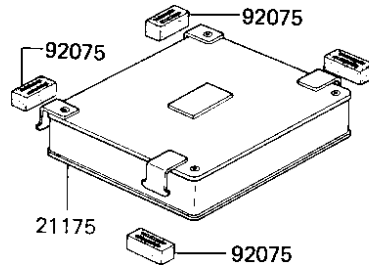
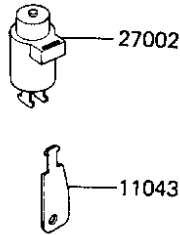
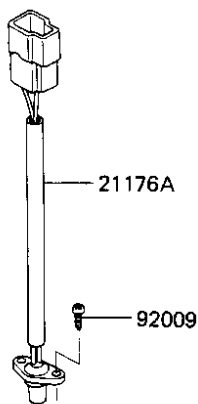
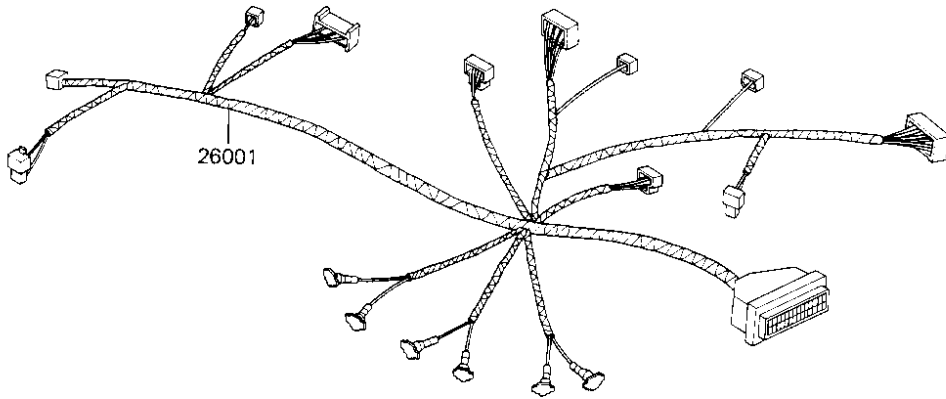
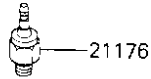
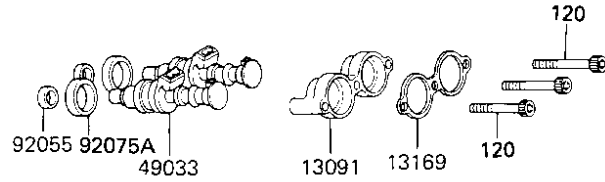


1984 Voyager PARTS DIAGRAM

FUEL INJECTION EQUIPMENT

E1530-0007



Re
No

- 1
- 1
- 1
- 2
- 2
- 2
- 2
- 4
- 9
- 9
- 9
- 9

1984 Voyager PARTS LIST

FUEL INJECTION EQUIPMENT

ITEM NAME	PART NUMBER	QUANTITY
BRACKET-B,DFI PUMP RE (Ref # 11043)	11043-1318	1
HOLDER,INJECTION NOZZ (Ref # 13091)	13091-1184	3
PLATE,INJECTION NOZZL (Ref # 13169)	13169-1605	3
CONTROL UNIT-ELECTRON (Ref # 21175)	21175-1008	1
SENSOR-TEMPERATURE (Ref # 21176)	21176-1002	1
SENSOR,AIR-TEMPERATUR (Ref # 21176A)	21176-1003	1
HARNESS,D.F.I (Ref # 26001)	26001-1567	1
RELAY-ASSY (Ref # 27002)	27002-1051	1
NOZZLE-INJECTION (Ref # 49033)	49033-1002	6
SCREW,TAPPING,3X12,BL (Ref # 92009)	92009-1028	2
INSULATOR,FUEL INJECT (Ref # 92055)	92055-1082	6
DAMPER,CONTROL UNIT (Ref # 92075)	92075-1312	4
DAMPER,FUEL INJECT (Ref # 92075A)	92075-1617	6
BOLT-SOCKET (Ref # 120)	120S0540	9