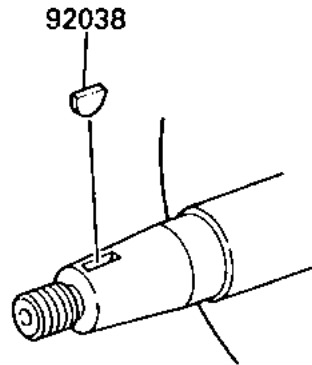
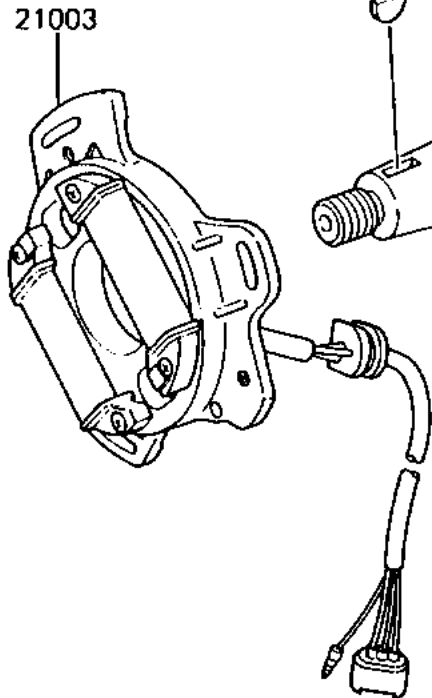
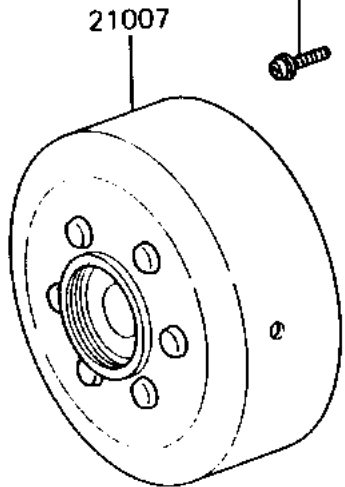
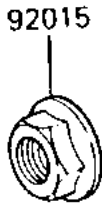
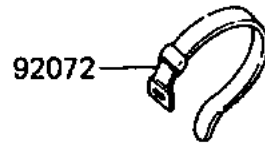
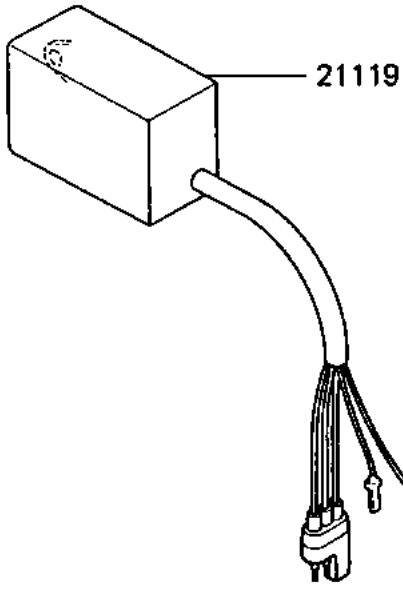


1986 KX80 PARTS DIAGRAM

IGNITION/GENERATOR

E1810-0139



1986 KX80 PARTS LIST

IGNITION/GENERATOR

ITEM NAME	PART NUMBER	QUANTITY
STATOR (Ref # 21003)	21003-1133	1
ROTOR (Ref # 21007)	21007-1139	1
IGNITER (Ref # 21119)	21119-1173	1
NUT,10MM (Ref # 92015)	92015-1415	1
CLAMP,WIRING HARNESS (Ref # 92037)	92037-1069	1
WOODRUFF KEY (Ref # 92038)	92038-001	1
BAND,LONG (Ref # 92072)	92072-032	1
BOLT-FLANGED,6X16 (Ref # 130)	130G0616	1
SCREW-PAN-WP-CROS (Ref # 224)	224B0514	3