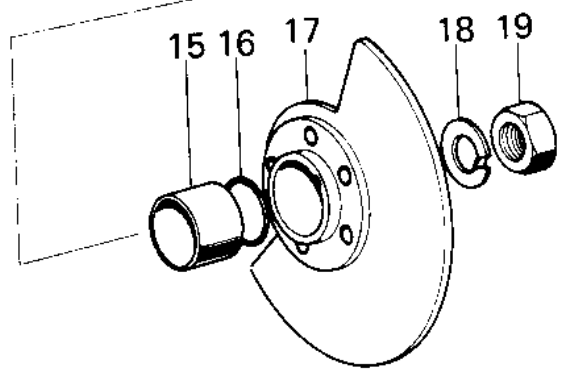
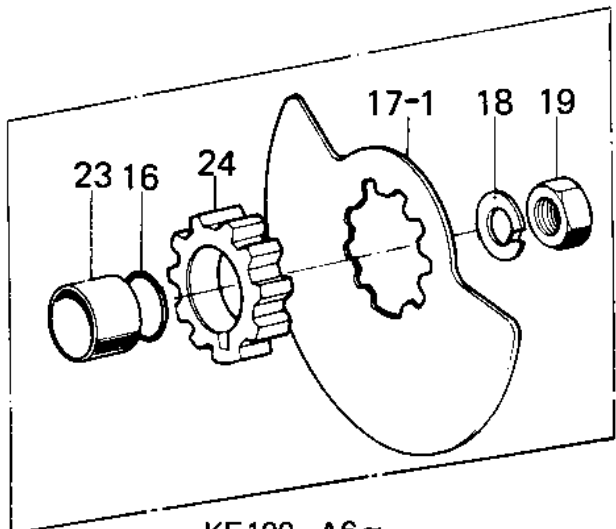
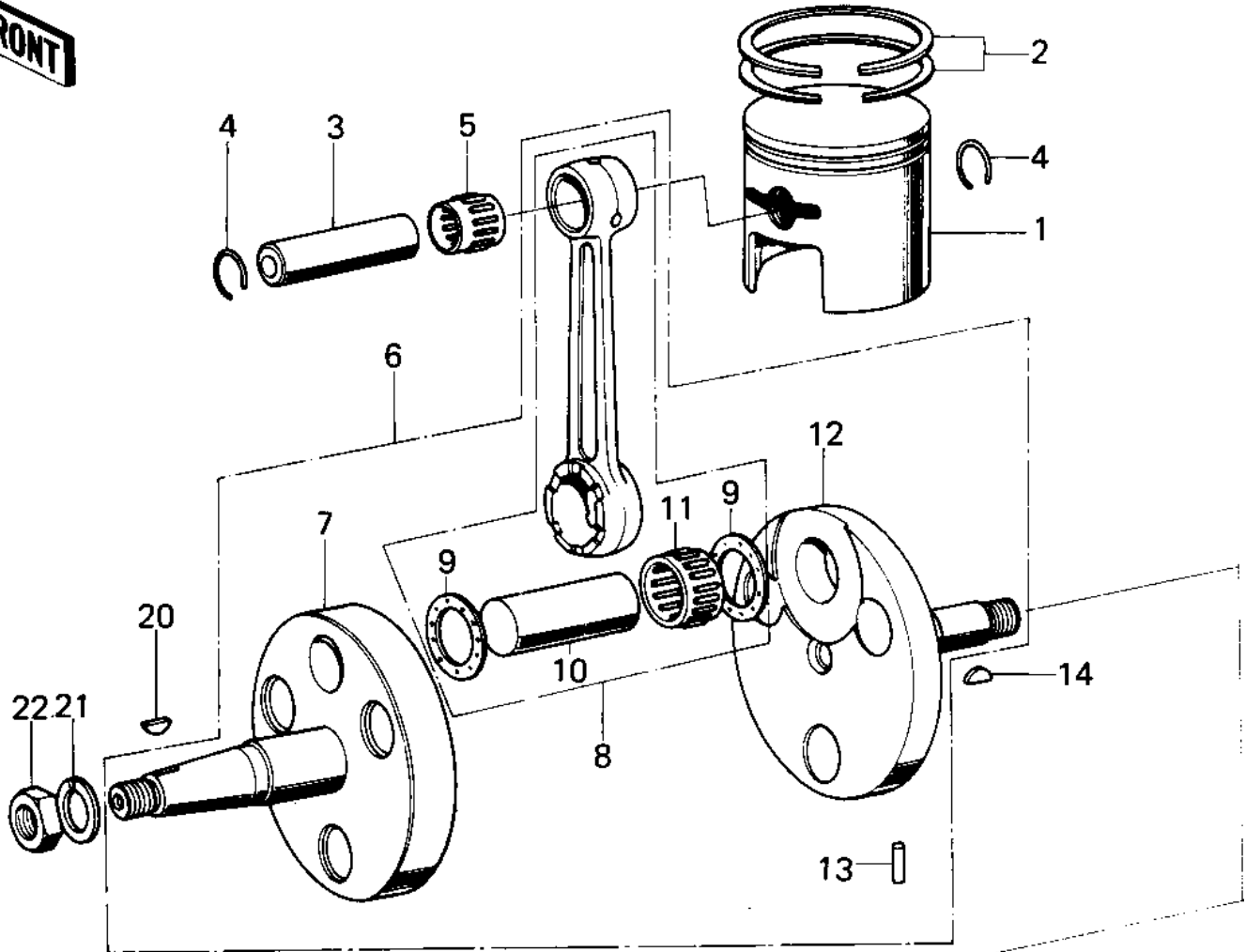


1981 KE100 PARTS DIAGRAM

CRANKSHAFT/PISTON/ROTARY VALVE



KE100-A6~

1981 KE100 PARTS LIST

CRANKSHAFT/PISTON/ROTARY VALVE

ITEM NAME	PART NUMBER	QUANTITY
PISTON,STD (Ref # 1)	13001-057	1
PISTON.0.020 O.S (Ref # 1)	13029-059	(1
PISTON,0.040 O-S (Ref # 1)	13027-057	(1
RING SET,STD (Ref # 2)	13008-043	1
RING SET,STD (Ref # 2)	13008-5009	1
RING NET,0.020 O.S (Ref # 2)	13025-047	(1
RING NET,0.040 O.S (Ref # 2)	13024-050	(1
PIN-PISTON (Ref # 3)	13002-003	1
CIRCLIP PISTON PIN (Ref # 4)	92036-003	2
BEARING,SMALL END (Ref # 5)	13033-030	1
CRANK&CONROD ASSY (Ref # 6)	13036-043	1
CRANK&CONROD ASSY (Ref # 6)	13036-043	1
CRANKSHAFT,L.H (Ref # 7)	13037-053	1
CRANKSHAFT,LH (Ref # 7)	13037-1136	1
CONNECTING ROD SET (Ref # 8)	13044-5015	1
CONNECTING ROD SET (Ref # 8)	13044-5015	1
WASHER-SIDE (Ref # 9)	92025-047	2
CRANK PIN (Ref # 10)	13035-025	1
BEARING,BIG END (Ref # 11)	13034-034	1
CRANK SHAFT,R.H (Ref # 12)	13038-049	1
CRANKSHAFT,RH (Ref # 12)	13037-1135	1
PIN DOWEL 4X10 (Ref # 13)	610A0410	1
WOODRUFF KEY PRY PINI (Ref # 14)	92038-003	1
COLLAR CRANKSHAFT (Ref # 15)	92027-022	1
"O" RING,16MM (Ref # 16)	670B2016	1
VALVE ROTARY DISC (Ref # 17)	12001-004	1
VALVE,ROTARY DISC (Ref # 17-1)	12002-030	1
WASHER LOCK 12MM (Ref # 18)	92024-003	1
NUT 12MM (Ref # 19)	92015-006	1

1981 KE100 PARTS LIST

CRANKSHAFT/PISTON/ROTARY VALVE

ITEM NAME	PART NUMBER	QUANTITY
WOODRUFF KEY (Ref # 20)	510A3200	1
WASHER SPRING 10MM (Ref # 21)	461F1000	1
NUT,10MM (Ref # 22)	314B1000	1
COLLAR,CRANKSHAFT (Ref # 23)	92027-285	1
COLLAR,ROTARY VALVE (Ref # 24)	92027-1245	1
COLLAR,ROTARY VALVE (Ref # 24)	92027-1245	1