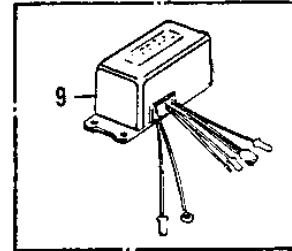
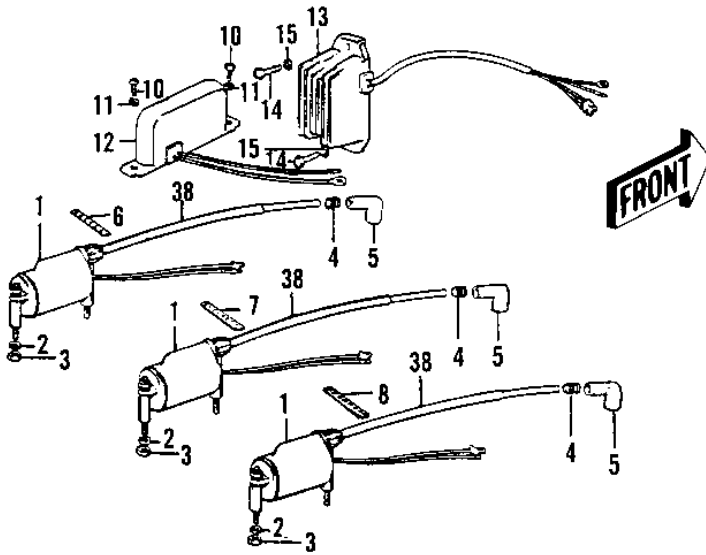
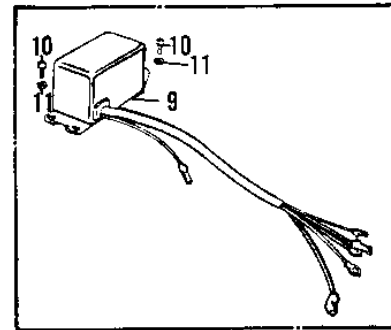


1975 H1-F PARTS DIAGRAM

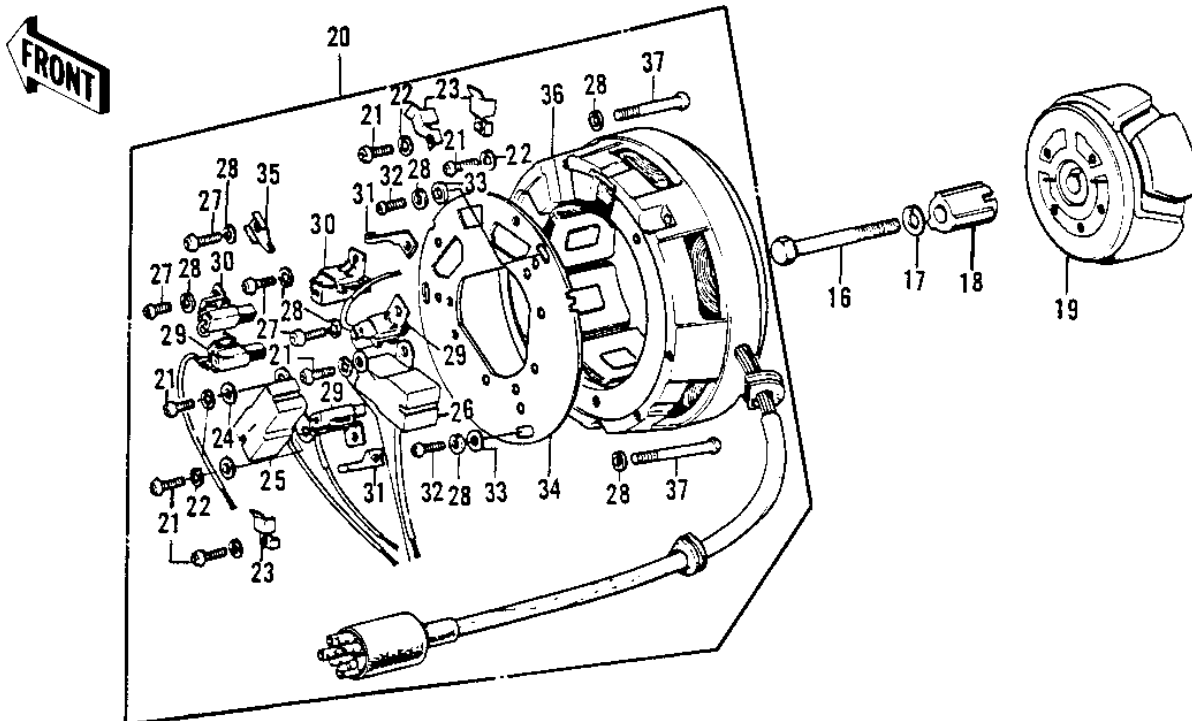
IGNITION/GENERATOR/REGULATOR (H1-E/F, KH5)



KH 500-A8



H1-E/F



(H1-E/F, KH50)

1975 H1-F PARTS LIST

IGNITION/GENERATOR/REGULATOR (H1-E/F,KH5)

ITEM NAME	PART NUMBER	QUANTITY
COIL,IGNITION (Ref # 1)	21121-074	3
COIL,IGNITION (Ref # 1)	21121-087	3
WASHER SPRING 6MM (Ref # 2)	461F0600	6
NUT 6MM (Ref # 3)	311B0600	6
SPRING-SPARK PLUG CAP (Ref # 4)	92101-001	3
CAP SPARK PLUG (Ref # 5)	21130-009	3
LABEL,LEFT (Ref # 6)	21168-001	1
LABEL,CENTER (Ref # 7)	21168-002	1
LABEL,RIGHT (Ref # 8)	21168-003	1
IGNITION UNIT (Ref # 9)	21119-025	1
IGNITION UNIT (Ref # 9)	21119-025	1
SCREW PAN HEAD 5X12 (Ref # 10)	220B0512	5
WASHER SPRING 5MM (Ref # 11)	461F0500	5
IGNITION UNIT B (Ref # 12)	21119-019	1
REGULATOR (Ref # 13)	21066-1036	1
BOLT-UPSET,6X20 (Ref # 14)	112G0620	2
WASHER SPRING 6MM (Ref # 15)	461F0600	2
BOLT FLANGED,8X70 (Ref # 16)	92001-1583	1
WASHER SPRING 8MM (Ref # 17)	461F0800	1
ROTOR,S.G (Ref # 18)	21007-027	1
ROTOR (Ref # 19)	21007-028	1
YOKE ASSY (Ref # 20)	21076-016	1
YOKE ASSY (Ref # 20)	21076-022	1
SCREW PAN HEAD 4X8 (Ref # 21)	220B0408	8
WASHER SPRING 4MM (Ref # 22)	461F0400	8
CLAMP,LEAD WIRE (Ref # 23)	21098-010	4
WASHER PLAIN 4MM (Ref # 24)	410B0400	4
PICK UP (Ref # 25)	21152-004	1
PICK UP (Ref # 26)	21152-005	1

1975 H1-F PARTS LIST

IGNITION/GENERATOR/REGULATOR (H1-E/F,KH5)

ITEM NAME	PART NUMBER	QUANTITY
SCREW PAN HEAD 5X6 (Ref # 27)	220B0506A	6
WASHER SPRING 5MM (Ref # 28)	461F0500	12
BRUSH,CARBON (Ref # 29)	21088-013	3
BRUSH,CARBON (Ref # 30)	21088-014	2
CLAMP,CARBON BRUSH (Ref # 31)	21098-011	3
SCREW PAN HEAD 5X12 (Ref # 32)	220B0512	3
WASHER PLAIN 5MM (Ref # 33)	410B0500	3
PLATE,YOKE (Ref # 34)	21155-007	1
POINTER,IGNITION TMNG (Ref # 35)	21020-003	1
STATOR (Ref # 36)	21003-024	1
STATOR ASSY (Ref # 36)	21003-033	1
SCREW-PAN HEAD,5X50 (Ref # 37)	220B0550A	3
CORD,HIGH TENSION (Ref # 38)	21133-026	3