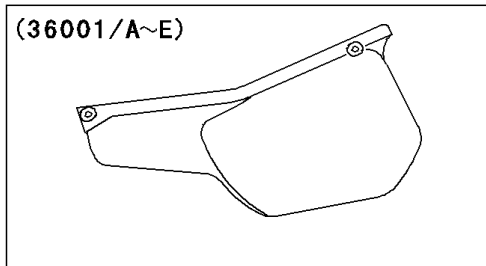
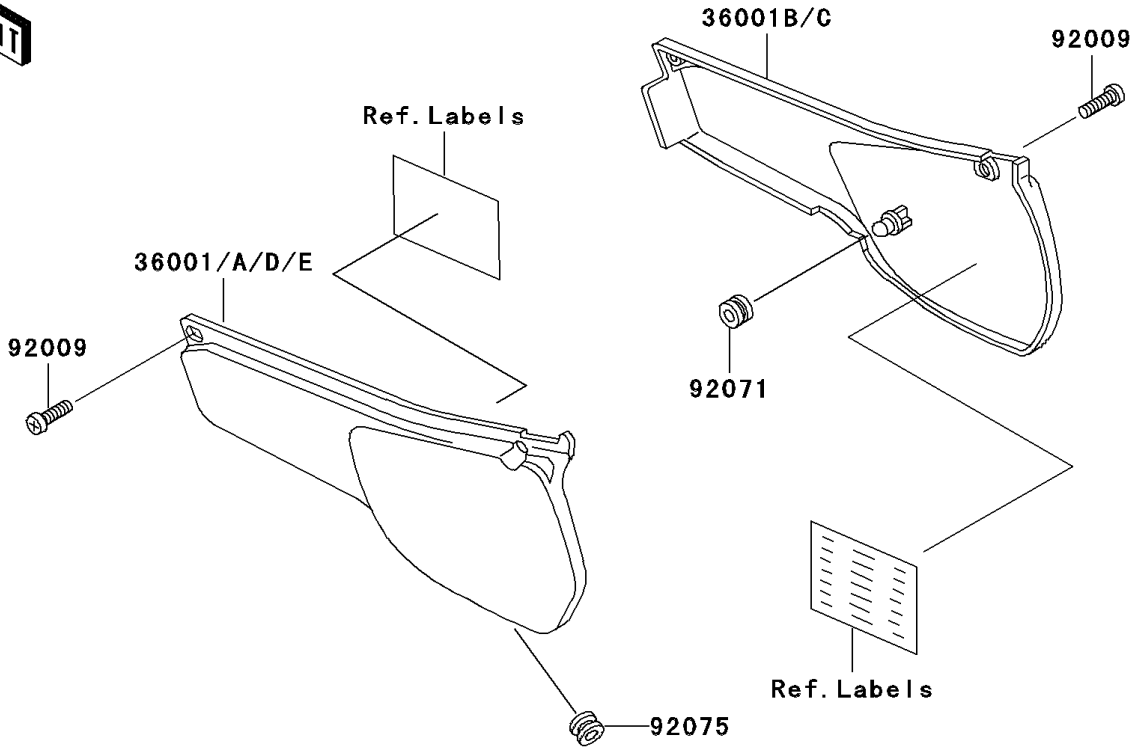


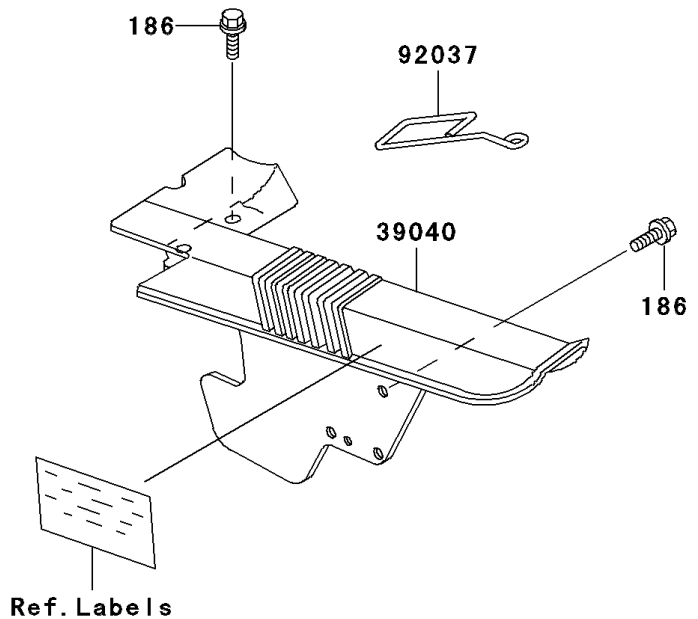
# 2000 KLR250 PARTS DIAGRAM

Side Covers/Chain Cover

F2610



W0D



## 2000 KLR250 PARTS LIST

### Side Covers/Chain Cover

ITEM NAME	PART NUMBER	QUANTITY
COVER-SIDE,RH,O.GREEN (Ref # 36001C)	36001-1273-68	1
COVER-ASSY-CHAIN CASE (Ref # 39040)	39040-1051	1
SCREW,6X10,WHITE (Ref # 92009)	92009-1286	4
CLAMP,HOSE (Ref # 92037)	92037-1620	1
GROMMET (Ref # 92071)	92071-056	1
DAMPER (Ref # 92075)	92075-1067	1
BOLT-UPSET-WP (Ref # 186)	186C0618	3
COVER-SIDE,LH,O.GREEN (Ref # 36001A)	36001-1272-68	1
COVER-SIDE,LH,O.GREEN (Ref # 36001E)	36001-1297-68	1