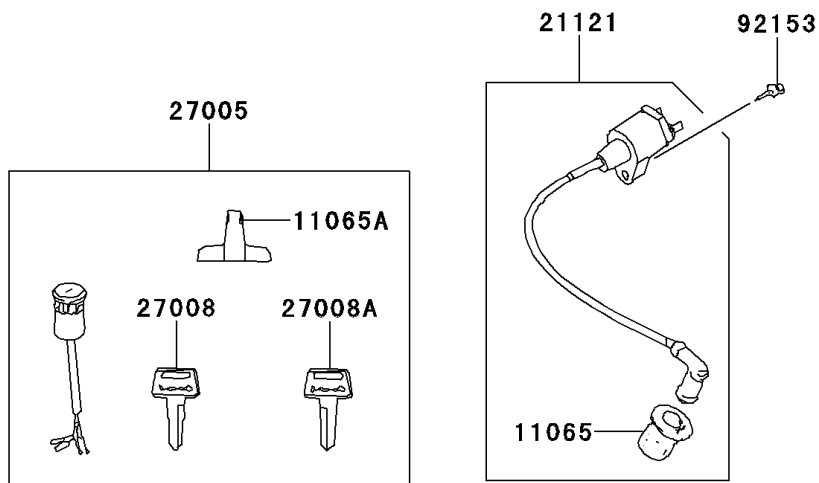
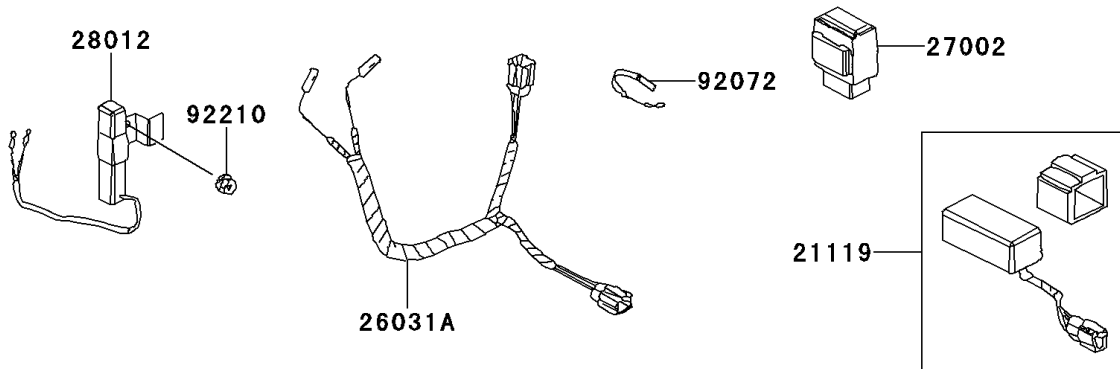
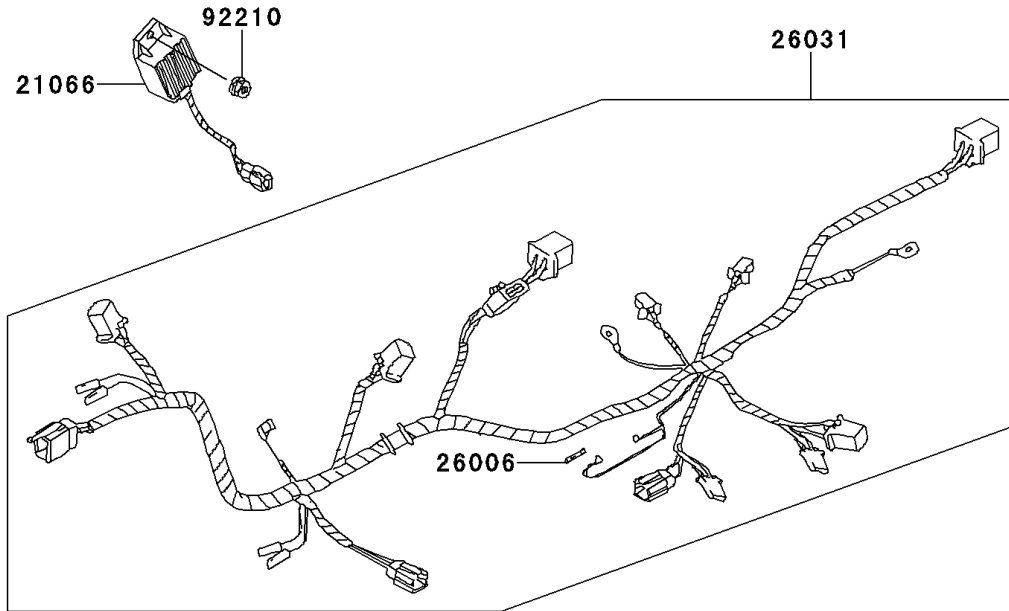


# 2010 KFX®90 PARTS DIAGRAM

Chassis Electrical Equipment

F2760



## 2010 KFX®90 PARTS LIST

### Chassis Electrical Equipment

ITEM NAME	PART NUMBER	QUANTITY
CAP (Ref # 11065)	11065-Y001	1
CAP,KEY (Ref # 11065A)	11065-Y007	1
REGULATOR-VOLTAGE (Ref # 21066)	21066-Y001	1
IGNITER (Ref # 21119)	21119-Y002	1
COIL-IGNITION (Ref # 21121)	21121-Y001	1
FUSE,7A (Ref # 26006)	26006-Y001	2
HARNESS,MAIN (Ref # 26031)	26031-Y002	1
HARNESS,SUB (Ref # 26031A)	26031-Y003	1
RELAY-ASSY (Ref # 27002)	27002-Y002	1
SWITCH-ASSY-IGNITION (Ref # 27005)	27005-Y001	1
KEY-LOCK,BLANK (Ref # 27008)	27008-Y001	1
KEY-LOCK,BLANK (Ref # 27008A)	27008-Y002	1
RESISTOR (Ref # 28012)	28012-Y001	1
BAND (Ref # 92072)	92072-Y003	4
BOLT,FLANGE,5X22 (Ref # 92153)	92153-Y006	1
NUT,6MM (Ref # 92210)	92210-Y027	2