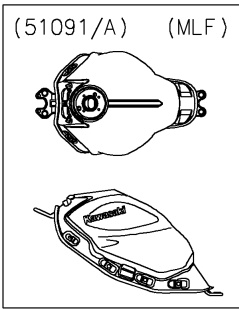
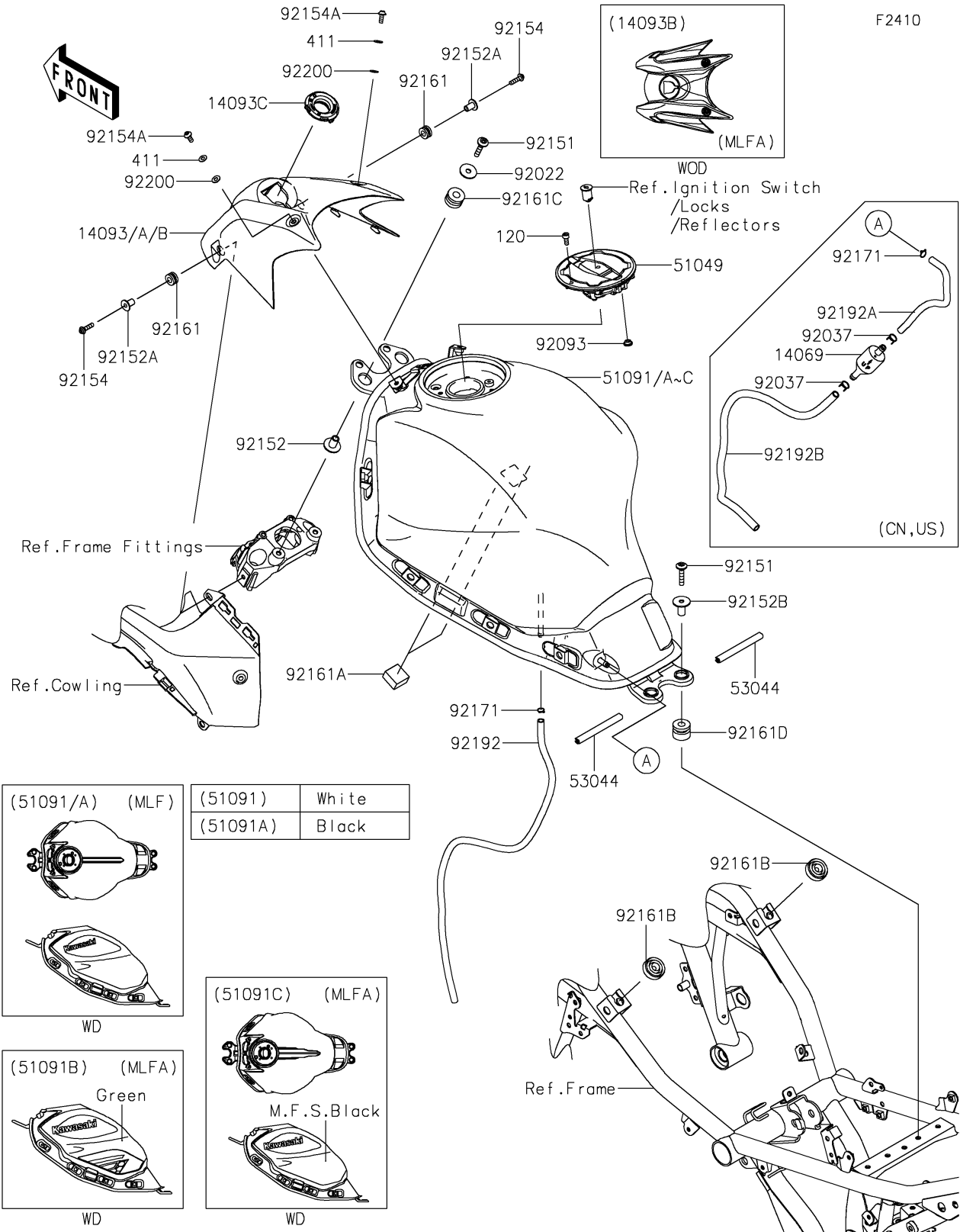
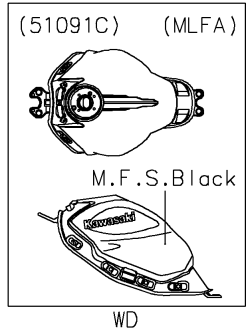
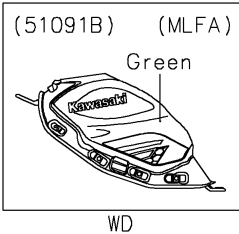


2020 NINJA® 650 ABS PARTS DIAGRAM

Fuel Tank



(51091)	White
(51091A)	Black



2020 NINJA® 650 ABS PARTS LIST

Fuel Tank

ITEM NAME	PART NUMBER	QUANTITY
BOLT-SOCKET,5X12 (Ref # 120)	120CA0512	4
BREATHER,FUEL TANK (Ref # 14069)	14069-1004	1
COVER,TANK,M.S.BLACK (Ref # 14093A)	14093-0483-660	1
COVER,IGNITION SW. (Ref # 14093C)	14093-0952	1
CAP-TANK (Ref # 51049)	51049-0735	1
TANK-COMP-FUEL,P.B.WHITE (Ref # 51091)	51091-5166-54X	1
TANK-COMP-FUEL,M.S.BLACK (Ref # 51091A)	51091-5167-660	1
TRIM,L=85 (Ref # 53044)	53044-0556	2
WASHER,7X24X1.6 (Ref # 92022)	92022-228	2
CLAMP,TUBE (Ref # 92037)	92037-147	2
SEAL,FUEL TANK CAP (Ref # 92093)	92093-1030	1
BOLT,SOCKET,6X30 (Ref # 92151)	92151-1605	4
COLLAR,6.5X10X17.6 (Ref # 92152)	92152-1655	2
COLLAR,5.6X16X14.2 (Ref # 92152A)	92152-2229	2
COLLAR,6.5X10X21.1 (Ref # 92152B)	92152-2325	2
BOLT,SOCKET,5X20 (Ref # 92154)	92154-0210	2
BOLT,SOCKET,5X12 (Ref # 92154A)	92154-1421	2
DAMPER,8X16X8.6 (Ref # 92161)	92161-0685	2
DAMPER,T=13 (Ref # 92161A)	92161-0792	2
DAMPER,14X30X10 (Ref # 92161B)	92161-1368	2
DAMPER,10X24X15 (Ref # 92161C)	92161-1482	2
DAMPER,10X24X19 (Ref # 92161D)	92161-1929	2
CLAMP,8X0.7 (Ref # 92171)	92171-1973	1
CLAMP,8X0.7 (Ref # 92171)	92171-1973	2
TUBE,6X9X620 (Ref # 92192)	92192-1085	1
TUBE,6X9X173/35 (Ref # 92192A)	92192-1702	1
TUBE,7X10.5X480 (Ref # 92192B)	92192-1724	1
WASHER,NYLON,5.3X11.5X0.5 (Ref # 92200)	92200-0006	2
WASHER-PLAIN,5MM (Ref # 411)	411AA0500	2