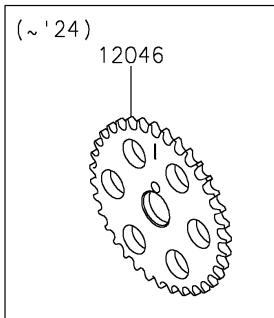


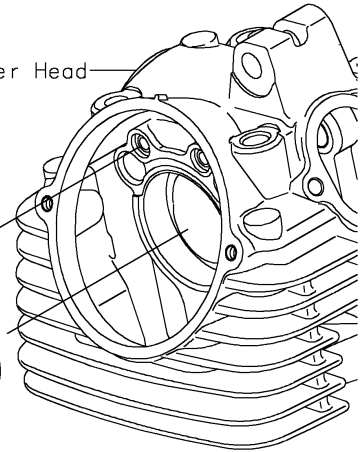
# 2023 KLX®140R F PARTS DIAGRAM

Camshaft(s)/Tensioner

E1230



Ref.Cylinder Head



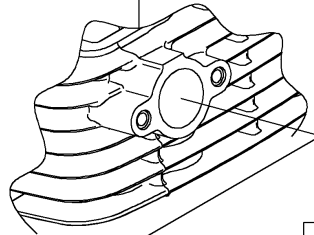
14014

92172

92057/A

49118

Ref.Cylinder/Piston(s)



12046A

92122

92154A

12048

92055A

92154C

92055

92154

12053

411

12053A

92154B

## 2023 KLX®140R F PARTS LIST

Camshaft(s)/Tensioner

ITEM NAME	PART NUMBER	QUANTITY
SPROCKET,36T (Ref # 12046)	12046-0084	1
TENSIONER-ASSY (Ref # 12048)	12048-0124	1
GUIDE-CHAIN,RR (Ref # 12053)	12053-0198	1
GUIDE-CHAIN,FR (Ref # 12053A)	12053-0215	1
PLATE-POSITION (Ref # 14014)	14014-0577	1
CAMSHAFT-COMP (Ref # 49118)	49118-1284	1
RING-O,9.8X2.4 (Ref # 92055)	92055-0060	1
RING-O,23.2X2.4 (Ref # 92055A)	92055-1721	1
CHAIN,CAM (Ref # 92057)	92057-0747	1
ROLLER (Ref # 92122)	92122-0011	1
BOLT,FLANGED,6X25 (Ref # 92154)	92154-1144	2
BOLT,FLANGED,8X23 (Ref # 92154A)	92154-1162	1
BOLT,SOCKET (Ref # 92154B)	92154-1163	1
BOLT,FLANGED,6X6 (Ref # 92154C)	92154-1229	1
SCREW,6X14 (Ref # 92172)	92172-0832	2
WASHER-PLAIN,6MM (Ref # 411)	411AA0600	1