




# 2024 KLX<sup>®</sup>300

**Kawasaki**  
Let the Good Times Roll<sup>®</sup>



MSRP  
**\$5,449 - \$5,649**

-  LIME GREEN
-  BATTLE GRAY
-  CYPHER CAMO GRAY (MATTE)



## POWER

|                          |   |
|--------------------------|---|
| <b>Engine</b>            | 4-stroke single, DOHC, liquid-cooled                    |
| <b>Displacement</b>      | 292cc   |
| <b>Bore x Stroke</b>     | 78.0 x 61.2mm   |
| <b>Compression Ratio</b> | 11.1:1  |
| <b>Fuel System</b>       | DFI <sup>®</sup> with 34mm Keihin throttle body         |
| <b>Ignition</b>          | CDI   |
| <b>Transmission</b>      | 6-speed, return shift with wet multi-disc manual clutch |
| <b>Final Drive</b>       | Chain   |

|                     |  |
|---------------------|--|
| <b>Rear Tire</b>    | 4.6 x 18   |
| <b>Front Brakes</b> | Single 250mm petal disc with a dual-piston caliper |
| <b>Rear Brakes</b>  | Single 240mm petal disc with single-piston caliper |

## DETAILS

|                         |   |
|-------------------------|---|
| <b>Frame Type</b>       | Tubular, Semi Double Cradle                       |
| <b>Rake/Trail</b>       | 26.7° / 4.2 in                                    |
| <b>Overall Length</b>   | 85.6 in   |
| <b>Overall Width</b>    | 32.3 in   |
| <b>Overall Height</b>   | 46.7 in   |
| <b>Ground Clearance</b> | 10.8 in   |
| <b>Seat Height</b>      | 35.2 in   |
| <b>Curb Weight</b>      | 302.1 lb*   |
| <b>Fuel Capacity</b>    | 2.0 gal   |
| <b>Wheelbase</b>        | 56.7 in   |
| <b>Color Choices</b>    | Lime Green, Battle Gray, Cypher Camo Gray (Matte) |

## PERFORMANCE

|  |   |
|--|---|
| <b>Front Suspension / Wheel Travel</b> | 43mm inverted cartridge fork with adjustable compression damping / 10.0 in  |
| <b>Rear Suspension / Wheel Travel</b>  | Uni-Trak <sup>®</sup> gas charged shock with piggyback reservoir with adjustable compression, rebound damping and spring preload / 9.1 in |
| <b>Front Tire</b>                      | 3.00 x 21   |

Scan with camera to view videos, key features and more.



\*Curb weight includes all necessary materials and fluids to operate correctly, full tank of fuel (more than 90 percent capacity) and tool kit (if supplied). KAWASAKI CARES: Read Owner's Manual and all on-product warnings. Always wear a helmet, eye protection and proper apparel. Never ride under the influence of drugs or alcohol. Adhere to the maintenance schedule in your Owner's Manual. ©2025 Kawasaki Motors Corp., U.S.A. Specifications subject to change. Visit [Kawasaki.com](https://www.kawasaki.com) for full product details.