




# 2024 Z125 PRO

**Kawasaki**  
Let the Good Times Roll®



MSRP  
**\$3,649 - \$3,849**

-  METALLIC MATTE DARK GRAY
-  CANDY LIME GREEN
-  CYPHER CAMO GRAY (MATTE)/METALLIC MATTE CARBON GRAY



## POWER

|                          |   |
|--------------------------|---|
| <b>Engine</b>            | 4-stroke, 1 cylinder, SOHC, 2-valve, air-cooled |
| <b>Displacement</b>      | 125cc   |
| <b>Bore x Stroke</b>     | 56.0 x 50.6mm                                   |
| <b>Compression Ratio</b> | 9.8:1   |
| <b>Maximum Torque</b>    | 7.1 lb-ft @ 6,000 rpm                           |
| <b>Fuel System</b>       | DFI® with 24mm throttle bodies                  |
| <b>Ignition</b>          | TCBI with Electronic Advance                    |
| <b>Transmission</b>      | 4-speed, return shift                           |
| <b>Final Drive</b>       | Sealed chain                                    |

|                     |                               |
|---------------------|-------------------------------|
| <b>Front Tire</b>   | 100/90-12                     |
| <b>Rear Tire</b>    | 120/70-12                     |
| <b>Front Brakes</b> | Single 200mm petal-style disc |
| <b>Rear Brakes</b>  | Single 184mm petal-style disc |

## PERFORMANCE

|  |                               |
|--|-------------------------------|
| <b>Front Suspension / Wheel Travel</b> | Telescopic fork/3.9 in        |
| <b>Rear Suspension / Wheel Travel</b>  | Swingarm, single shock/4.1 in |

## DETAILS

|                         |   |
|-------------------------|---|
| <b>Frame Type</b>       | Backbone  |
| <b>Rake/Trail</b>       | 26.0° / 2.7 in  |
| <b>Overall Length</b>   | 66.9 in   |
| <b>Overall Width</b>    | 29.5 in   |
| <b>Overall Height</b>   | 39.6 in   |
| <b>Ground Clearance</b> | 6.1 in  |
| <b>Seat Height</b>      | 31.7 in   |
| <b>Curb Weight</b>      | 224.8 lb*   |
| <b>Fuel Capacity</b>    | 2.0 gal   |
| <b>Wheelbase</b>        | 46.3 in   |
| <b>Color Choices</b>    | Candy Lime Green, Metallic Matte Dark Gray, Cypher Camo Gray (Matte)/Metallic Matte Carbon Gray |

Scan with camera to view videos, key features and more.



\*Curb weight includes all necessary materials and fluids to operate correctly, full tank of fuel (more than 90 percent capacity) and tool kit (if supplied). When equipped, California evaporative emissions equipment adds approximately 2.2 lb. KAWASAKI CARES: Read Owner's Manual and all on-product warnings. Always wear a helmet, eye protection and proper apparel. Never ride under the influence of drugs or alcohol. Adhere to the maintenance schedule in your Owner's Manual. ©2024 Kawasaki Motors Corp., U.S.A. Specifications subject to change. Visit [Kawasaki.com](https://www.kawasaki.com) for full product details.